



District Administrator's Summary

Grade: 5.2
 Level: 14
 Test Date: 2013/11/21
 District: SPRING VALLEY SD
 Job#: 33285 - 37107

For an explanation of this report, see "Interpreting CAT-4 Reports" in the CAT-4 In-service Folder.

simulated data

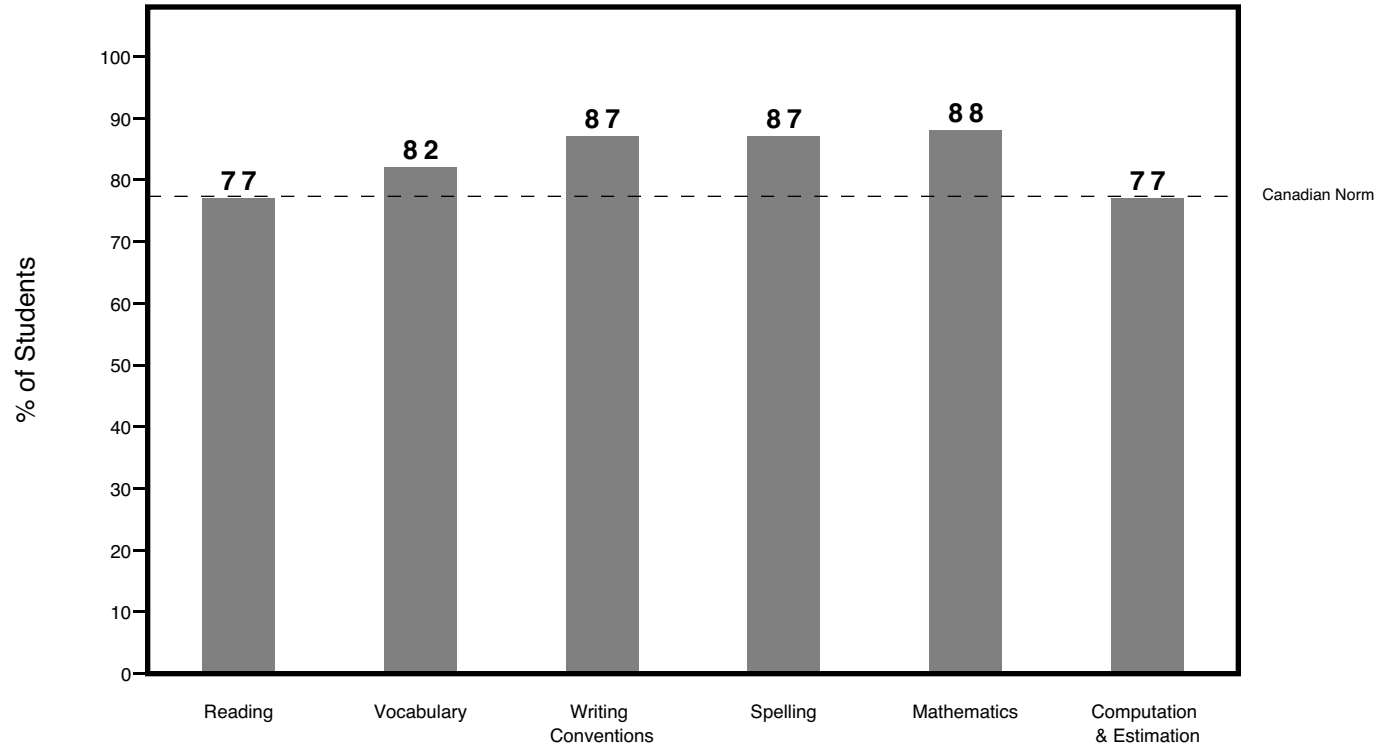


Norm-Referenced Scores

SPRING VALLEY SD

Grade 5, Fall, Female

Percent of Students at Stanine 4 and Above



% of Students at Stanine 4 & Above	77	82	87	87	88	77
Mean National Percentile Rank	54	60	63	59	55	50
Mean Grade Equivalent	5.1	5.7	5.6	5.7	5.0	4.8
Mean Scale Score	505	495	485	510	498	480
Scale Score Standard Deviation	39	46	46	43	29	42
Number of Items	48	40	40	30	60	36
Mean Number Correct	26.6	24.4	22.4	23.3	33.6	17.2
Number-Correct Standard Deviation	8.2	7.0	6.0	5.1	8.7	7.2
Number-Correct Range	8-45	7-38	6-35	7-30	8-57	4-35
Group Size	171	173	172	173	168	173



District Administrator's Summary

Grade: 5.2
 Level: 14
 Test Date: 2013/11/21
 District: SPRING VALLEY SD
 Job#: 33285 - 37107

For an explanation of this report, see "Interpreting CAT-4 Reports" in the CAT-4 In-service Folder.

simulated data

Norm-Referenced Scores

SPRING VALLEY SD

Grade 5, Fall, Female

Percent of Students at Each Stanine

	Stanine	Canada %	District %					
			Reading	Vocabulary	Writing Conventions	Spelling	Mathematics	Computation & Estimation
Above Average	9	4	3	4	2	5	2	5
	8	7	12	12	12	8	5	6
	7	12	11	17	20	21	14	10
Average	6	17	19	22	19	15	21	12
	5	20	18	11	23	13	23	19
	4	17	14	16	12	25	23	24
Below Average	3	12	16	9	9	6	10	15
	2	7	4	6	3	4	2	5
	1	4	3	3	2	3	1	3





District Administrator's Summary

Grade: 5.2
 Level: 14
 Test Date: 2013/11/21
 District: SPRING VALLEY SD
 Job#: 33285 - 37107

For an explanation of this report, see "Interpreting CAT-4 Reports" in the CAT-4 In-service Folder.

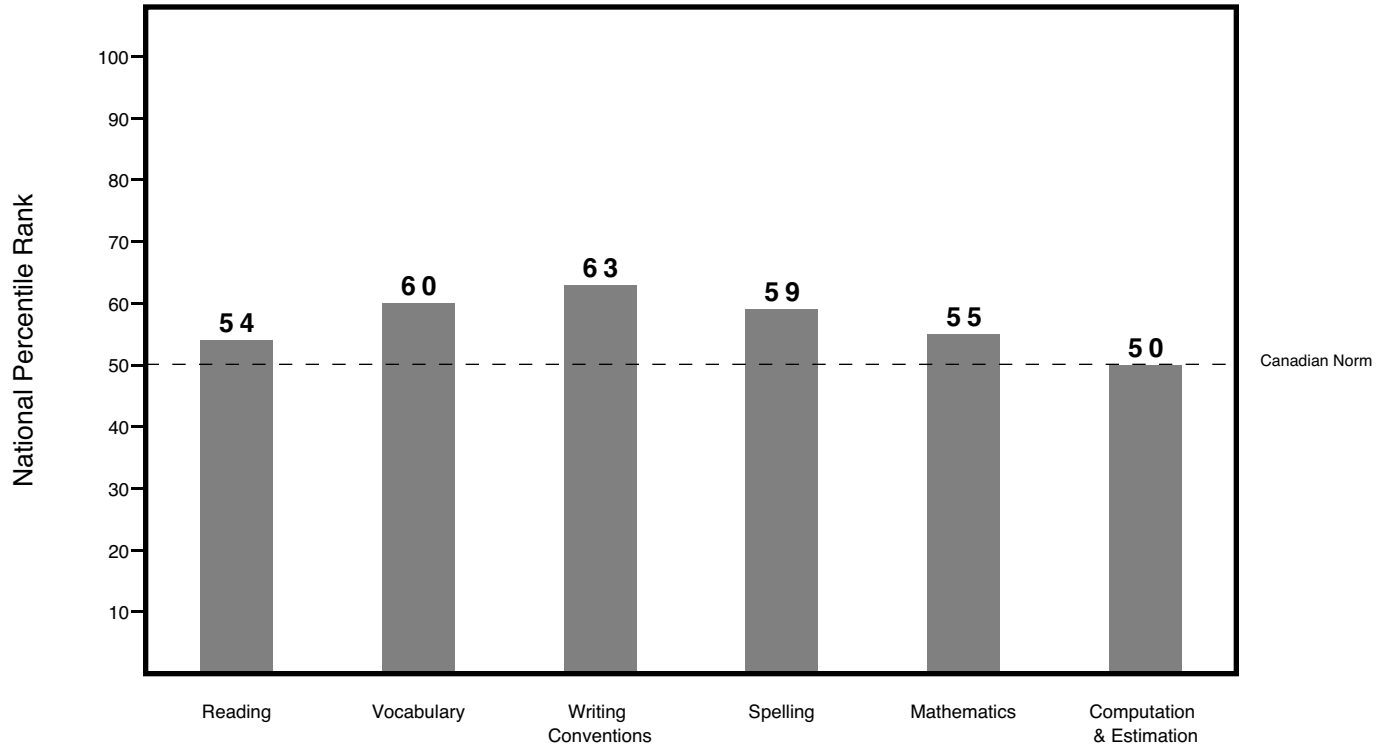
simulated data

Norm-Referenced Scores

SPRING VALLEY SD

Grade 5, Fall, Female

Mean National Percentile Rank



% of Students at Stanine 4 & Above	77	82	87	87	88	77
Mean National Percentile Rank	54	60	63	59	55	50
Mean Grade Equivalent	5.1	5.7	5.6	5.7	5.0	4.8
Mean Scale Score	505	495	485	510	498	480
Scale Score Standard Deviation	39	46	46	43	29	42
Number of Items	48	40	40	30	60	36
Mean Number Correct	26.6	24.4	22.4	23.3	33.6	17.2
Number-Correct Standard Deviation	8.2	7.0	6.0	5.1	8.7	7.2
Number-Correct Range	8-45	7-38	6-35	7-30	8-57	4-35
Group Size	171	173	172	173	168	173





District Administrator's Summary

Grade: 5.2
 Level: 14
 Test Date: 2013/11/21
 District: SPRING VALLEY SD
 Job#: 33285 - 37107

For an explanation of this report, see "Interpreting CAT-4 Reports" in the CAT-4 In-service Folder.

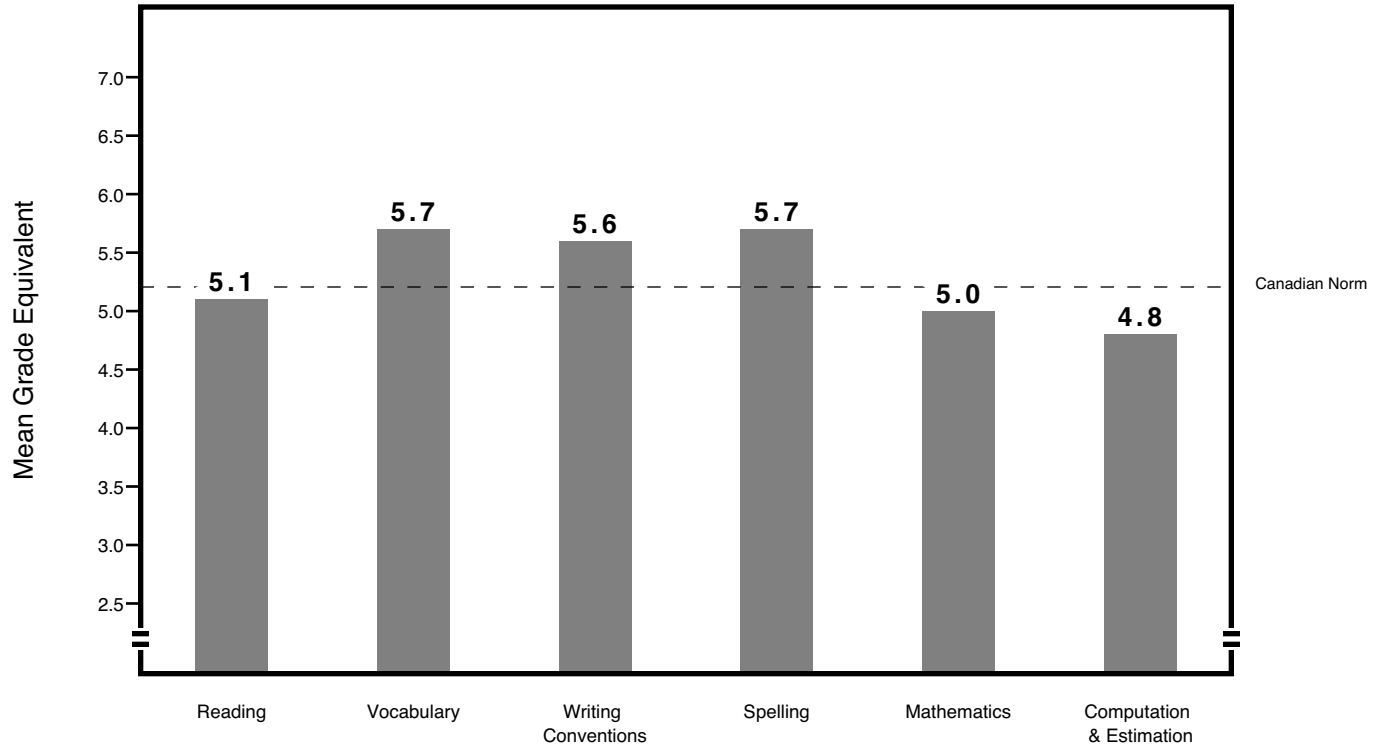
simulated data

Norm-Referenced Scores

SPRING VALLEY SD

Grade 5, Female

Mean Grade Equivalent



% of Students at Stanine 4 & Above	77	82	87	87	88	77
Mean National Percentile Rank	54	60	63	59	55	50
Mean Grade Equivalent	5.1	5.7	5.6	5.7	5.0	4.8
Mean Scale Score	505	495	485	510	498	480
Scale Score Standard Deviation	39	46	46	43	29	42
Number of Items	48	40	40	30	60	36
Mean Number Correct	26.6	24.4	22.4	23.3	33.6	17.2
Number-Correct Standard Deviation	8.2	7.0	6.0	5.1	8.7	7.2
Number-Correct Range	8-45	7-38	6-35	7-30	8-57	4-35
Group Size	171	173	172	173	168	173





District Administrator's Summary

Grade: 5.2
 Level: 14
 Test Date: 2013/11/21
 District: SPRING VALLEY SD
 Job#: 33285 - 37107

For an explanation of this report, see "Interpreting CAT-4 Reports" in the CAT-4 In-service Folder.

simulated data


Expectations for Grade 4
 Low - doesn't meet end-of-grade expectations
 Competent - meets end-of-grade expectations
 Proficient - exceeds end-of-grade expectations



Criterion-Referenced Scores

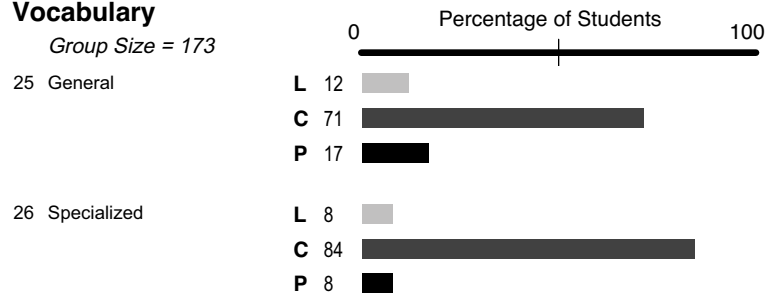
Reading

Group Size = 171



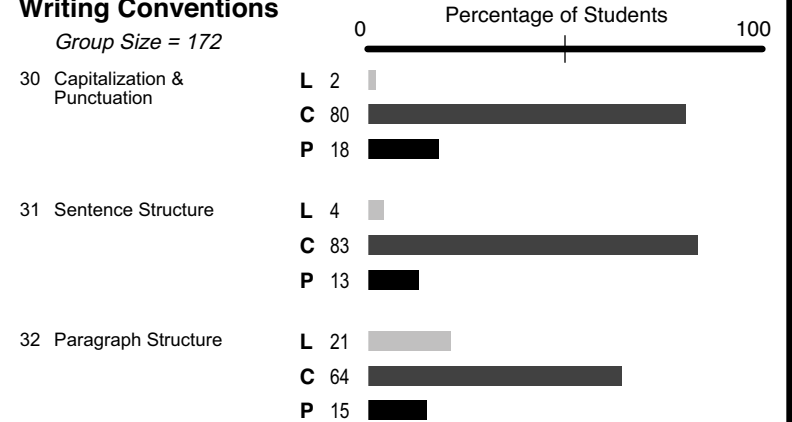
Vocabulary

Group Size = 173



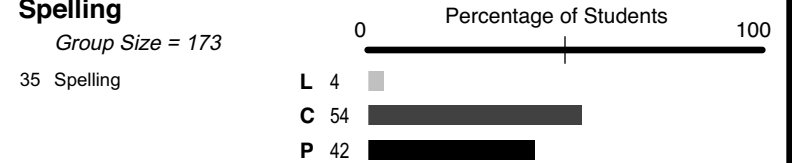
Writing Conventions

Group Size = 172



Spelling

Group Size = 173





District Administrator's Summary

Grade: 5.2
 Level: 14
 Test Date: 2013/11/21
 District: SPRING VALLEY SD
 Job#: 33285 - 37107

For an explanation of this report, see "Interpreting CAT-4 Reports" in the CAT-4 In-service Folder.

simulated data

Expectations for Grade 4


Low - doesn't meet end-of-grade expectations
 Competent - meets end-of-grade expectations
 Proficient - exceeds end-of-grade expectations



Criterion-Referenced Scores

Mathematics

Group Size = 168



Computation and Estimation

Group Size = 173





District Administrator's Summary

Grade: 5.2
 Level: 14
 Test Date: 2013/11/21
 District: SPRING VALLEY SD
 Job#: 33285 - 37107

For an explanation of this report, see "Interpreting CAT-4 Reports" in the CAT-4 In-service Folder.

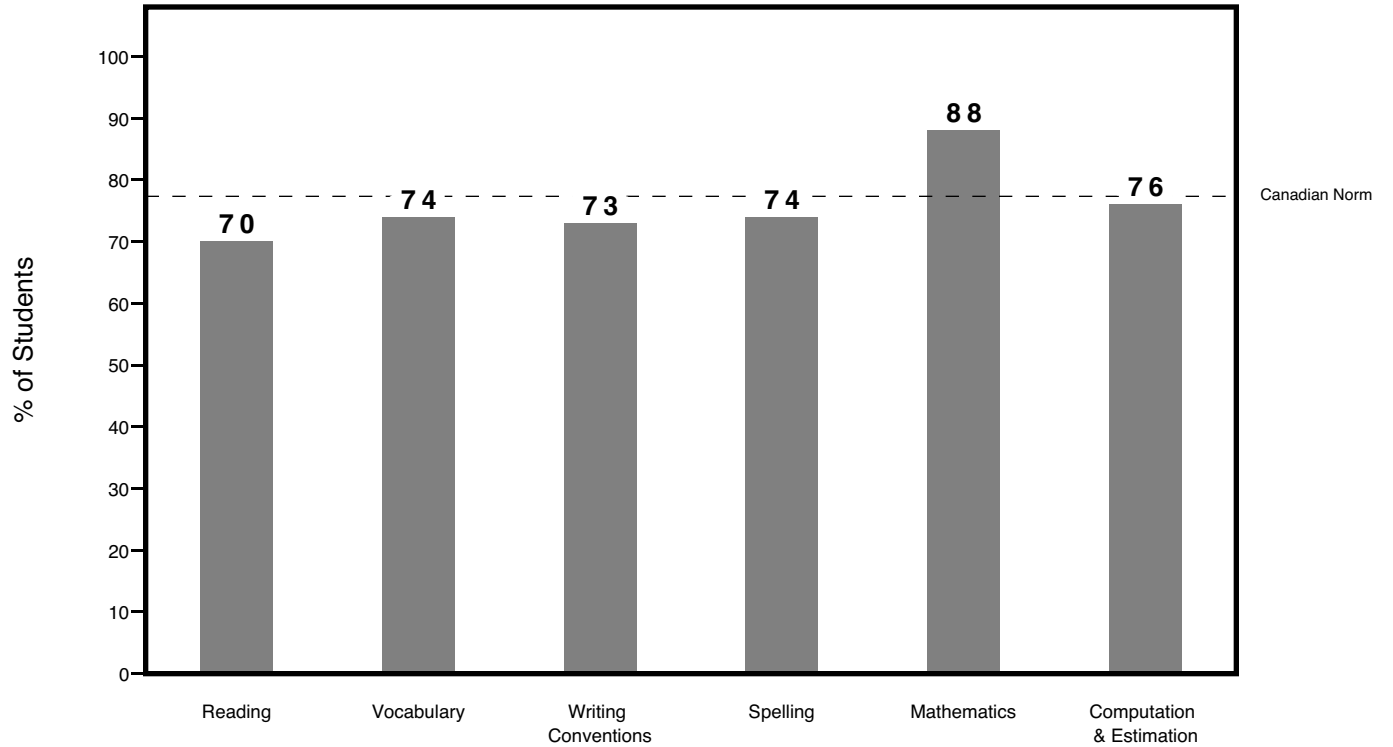
simulated data

Norm-Referenced Scores

SPRING VALLEY SD

Grade 5, Fall, Male

Percent of Students at Stanine 4 and Above



% of Students at Stanine 4 & Above	70	74	73	74	88	76
Mean National Percentile Rank	43	56	45	47	54	44
Mean Grade Equivalent	4.4	5.2	4.4	4.9	4.9	4.5
Mean Scale Score	494	490	463	497	497	474
Scale Score Standard Deviation	38	46	49	41	27	38
Number of Items	48	40	40	30	60	36
Mean Number Correct	24.2	23.5	19.5	21.9	33.3	16.1
Number-Correct Standard Deviation	8.0	7.1	6.3	5.5	8.5	6.4
Number-Correct Range	4-41	8-36	5-36	2-30	10-54	3-34
Group Size	157	156	157	157	156	155





District Administrator's Summary

Grade: 5.2
 Level: 14
 Test Date: 2013/11/21
 District: SPRING VALLEY SD
 Job#: 33285 - 37107

For an explanation of this report, see "Interpreting CAT-4 Reports" in the CAT-4 In-service Folder.

simulated data

Norm-Referenced Scores

SPRING VALLEY SD

Grade 5, Fall, Male

Percent of Students at Each Stanine

	Stanine	Canada %	District %					
			Reading	Vocabulary	Writing Conventions	Spelling	Mathematics	Computation & Estimation
Above Average	9	4	1	3	2	2	2	3
	8	7	8	14	5	2	6	6
	7	12	8	11	10	18	11	6
Average	6	17	14	21	16	16	19	11
	5	20	22	15	19	15	31	21
	4	17	17	10	20	21	19	29
Below Average	3	12	18	17	17	15	10	17
	2	7	7	6	8	9	1	5
	1	4	4	3	3	3	1	2





District Administrator's Summary

Grade: 5.2
 Level: 14
 Test Date: 2013/11/21
 District: SPRING VALLEY SD
 Job#: 33285 - 37107

For an explanation of this report, see "Interpreting CAT-4 Reports" in the CAT-4 In-service Folder.

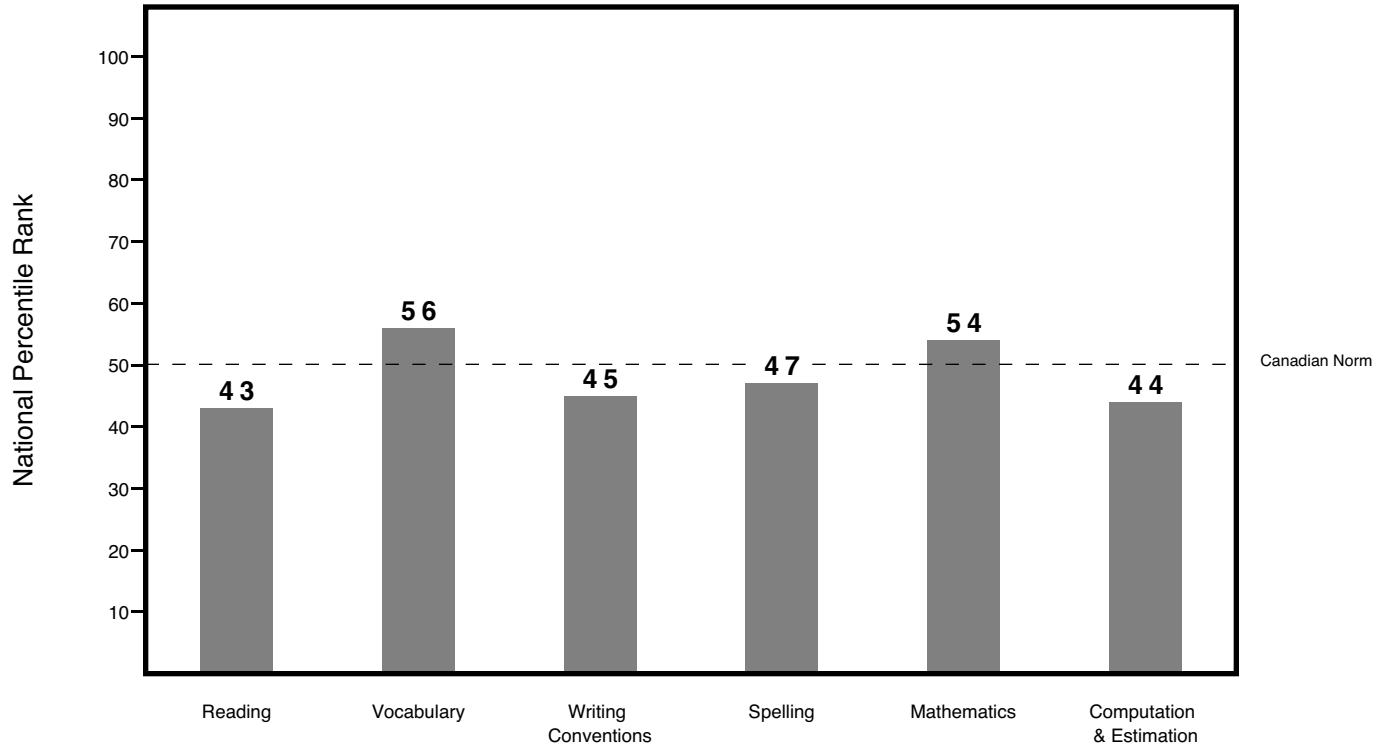
simulated data

Norm-Referenced Scores

SPRING VALLEY SD

Grade 5, Fall, Male

Mean National Percentile Rank



% of Students at Stanine 4 & Above	70	74	73	74	88	76
Mean National Percentile Rank	43	56	45	47	54	44
Mean Grade Equivalent	4.4	5.2	4.4	4.9	4.9	4.5
Mean Scale Score	494	490	463	497	497	474
Scale Score Standard Deviation	38	46	49	41	27	38
Number of Items	48	40	40	30	60	36
Mean Number Correct	24.2	23.5	19.5	21.9	33.3	16.1
Number-Correct Standard Deviation	8.0	7.1	6.3	5.5	8.5	6.4
Number-Correct Range	4-41	8-36	5-36	2-30	10-54	3-34
Group Size	157	156	157	157	156	155





District Administrator's Summary

Grade: 5.2
 Level: 14
 Test Date: 2013/11/21
 District: SPRING VALLEY SD
 Job#: 33285 - 37107

For an explanation of this report, see "Interpreting CAT-4 Reports" in the CAT-4 In-service Folder.

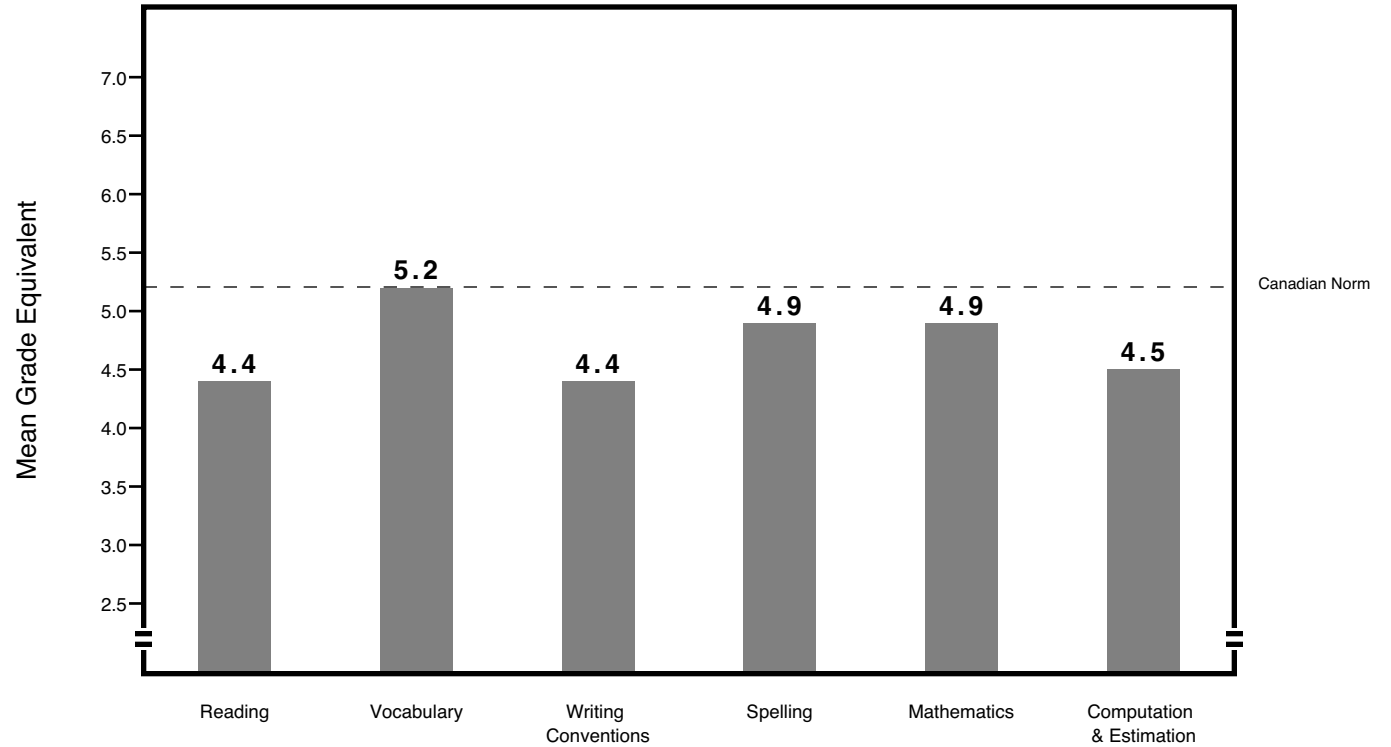
simulated data

Norm-Referenced Scores

SPRING VALLEY SD

Grade 5, Male

Mean Grade Equivalent



% of Students at Stanine 4 & Above	70	74	73	74	88	76
Mean National Percentile Rank	43	56	45	47	54	44
Mean Grade Equivalent	4.4	5.2	4.4	4.9	4.9	4.5
Mean Scale Score	494	490	463	497	497	474
Scale Score Standard Deviation	38	46	49	41	27	38
Number of Items	48	40	40	30	60	36
Mean Number Correct	24.2	23.5	19.5	21.9	33.3	16.1
Number-Correct Standard Deviation	8.0	7.1	6.3	5.5	8.5	6.4
Number-Correct Range	4-41	8-36	5-36	2-30	10-54	3-34
Group Size	157	156	157	157	156	155





District Administrator's Summary

Grade: 5.2
 Level: 14
 Test Date: 2013/11/21
 District: SPRING VALLEY SD
 Job#: 33285 - 37107

For an explanation of this report, see "Interpreting CAT-4 Reports" in the CAT-4 In-service Folder.

simulated data


Expectations for Grade 4
 Low - doesn't meet end-of-grade expectations
 Competent - meets end-of-grade expectations
 Proficient - exceeds end-of-grade expectations



Criterion-Referenced Scores

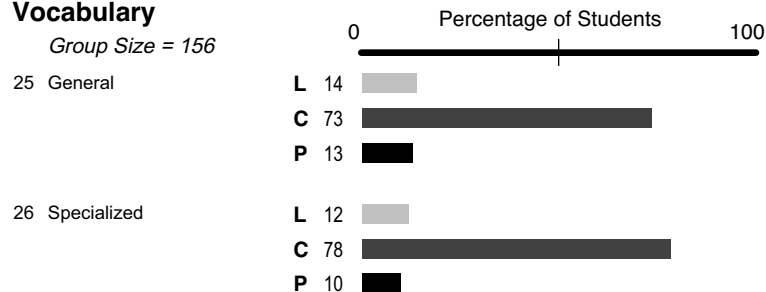
Reading

Group Size = 157



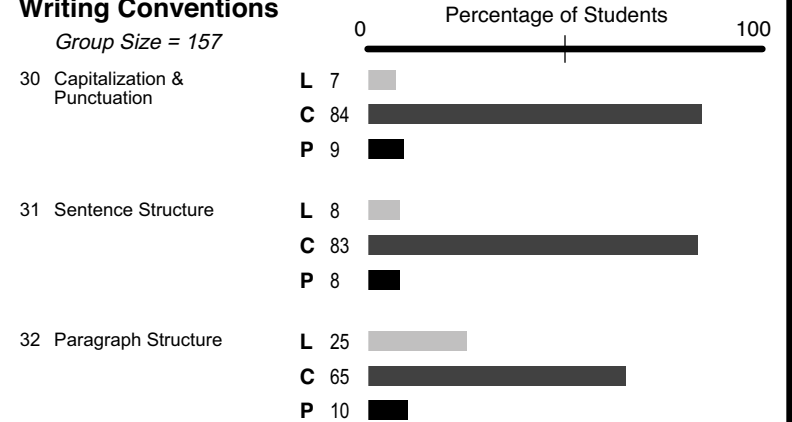
Vocabulary

Group Size = 156



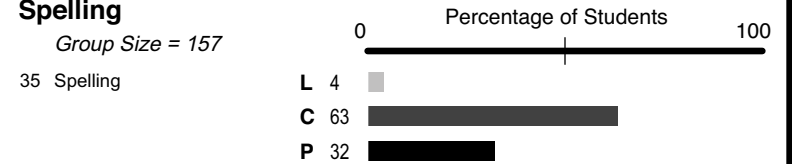
Writing Conventions

Group Size = 157



Spelling

Group Size = 157





District Administrator's Summary

Grade: 5.2
 Level: 14
 Test Date: 2013/11/21
 District: SPRING VALLEY SD
 Job#: 33285 - 37107

For an explanation of this report, see "Interpreting CAT-4 Reports" in the CAT-4 In-service Folder.

simulated data

Expectations for Grade 4


- Low - doesn't meet end-of-grade expectations
- Competent - meets end-of-grade expectations
- Proficient - exceeds end-of-grade expectations



Criterion-Referenced Scores

Mathematics

Group Size = 156



Computation and Estimation

Group Size = 155

