

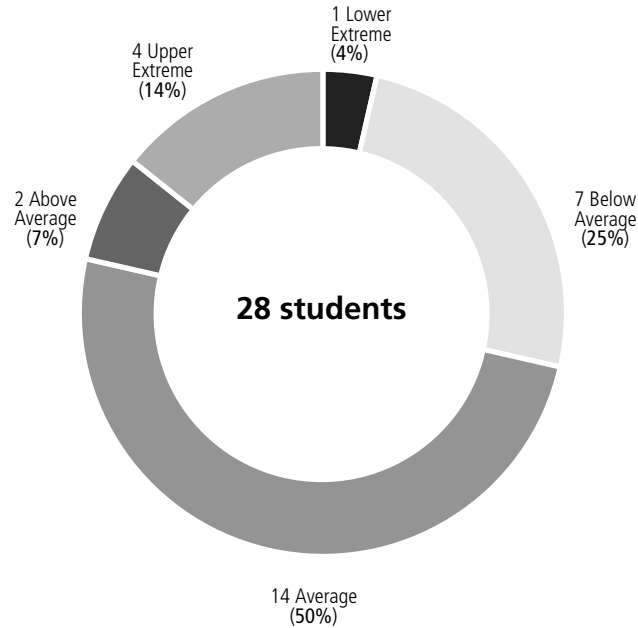
Test Date: Oct 01, 2013
 Test Level: 2
 Grade: 4
 District: WILLOW DSB

Insight measures seven important cognitive abilities that have been associated with learning in school. It also provides screening to recommend students who may require further assessment. It is important to consider the student's day to day functioning in school in conjunction with *Insight* scores when making decisions about their strengths and needs.

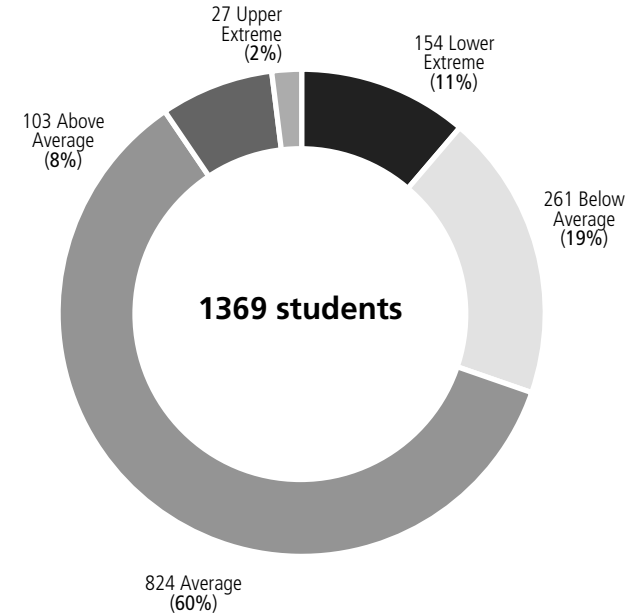
For more information about this report, go to www.canadiantestcentre.com/INSIGHT

Insight Ability Score (IAS)

School
 Percent of Students in Each Overall Cognitive Ability Category



District
 Percent of Students in Each Overall Cognitive Ability Category



School	Insight Ability Score (IAS)	Insight General Ability Index (gI)	Insight Thinking Index (ITI)	Insight Memory/Processing Index (IMPI)	District	Insight Ability Score (IAS)	Insight General Ability Index (gI)	Insight Thinking Index (ITI)	Insight Memory/Processing Index (IMPI)
Number in Group	28	28	28	28	Number in Group	1369	1434	1387	1388
Mean Standard Score Range	92-107	93-108	94-107	96-105	Mean Standard Score Range	92-93	93-94	95-96	95-96
Standard Deviation	18	20	18	10	Standard Deviation	16	17	16	14
Mean Stanine Range	4-6	4-6	4-6	4-6	Mean Stanine Range	4	4	4	4
Mean Percentile Rank Range	30-68	32-70	34-68	39-63	Mean Percentile Rank Range	30-32	32-34	37-39	37-39

simulated data

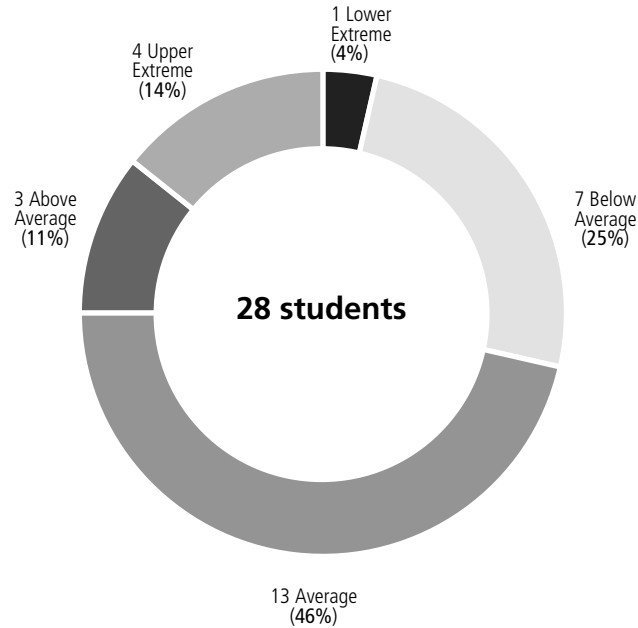
Test Date: Oct 01, 2013
 Test Level: 2
 Grade: 4
 District: WILLOW DSB

Insight measures seven important cognitive abilities that have been associated with learning in school. It also provides screening to recommend students who may require further assessment. It is important to consider the student's day to day functioning in school in conjunction with *Insight* scores when making decisions about their strengths and needs.

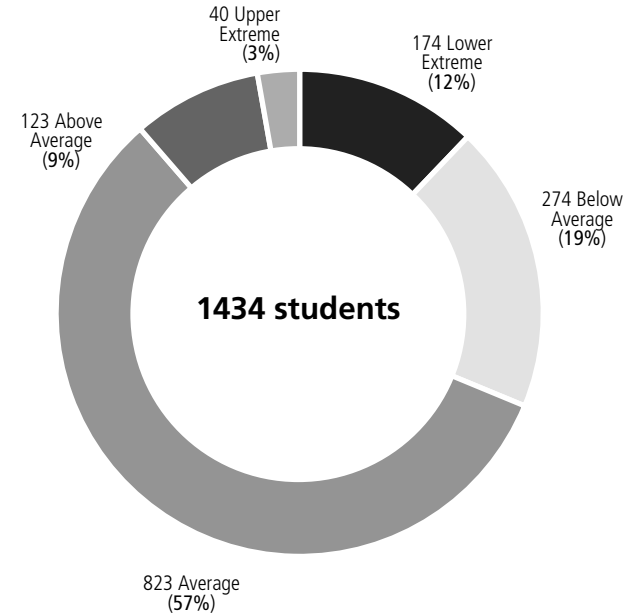
For more information about this report, go to www.canadiantestcentre.com/INSIGHT

Insight General Ability Index (gI)

School
Percent of Students in Each General Ability Category



District
Percent of Students in Each General Ability Category



School	Insight Ability Score (IAS)	Insight General Ability Index (gI)	Insight Thinking Index (ITI)	Insight Memory/Processing Index (IMPI)	District	Insight Ability Score (IAS)	Insight General Ability Index (gI)	Insight Thinking Index (ITI)	Insight Memory/Processing Index (IMPI)
Number in Group	28	28	28	28	Number in Group	1369	1434	1387	1388
Mean Standard Score Range	92-107	93-108	94-107	96-105	Mean Standard Score Range	92-93	93-94	95-96	95-96
Standard Deviation	18	20	18	10	Standard Deviation	16	17	16	14
Mean Stanine Range	4-6	4-6	4-6	4-6	Mean Stanine Range	4	4	4	4
Mean Percentile Rank Range	30-68	32-70	34-68	39-63	Mean Percentile Rank Range	30-32	32-34	37-39	37-39

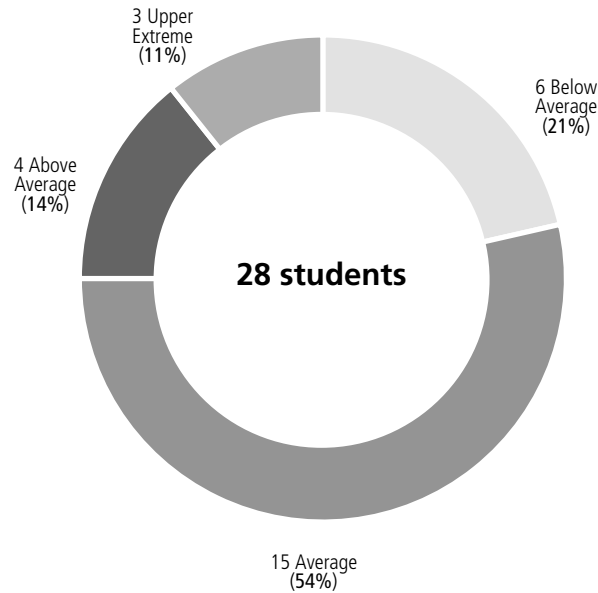
simulated data

Test Date: Oct 01, 2013
 Test Level: 2
 Grade: 4
 District: WILLOW DSB

Insight measures seven important cognitive abilities that have been associated with learning in school. It also provides screening to recommend students who may require further assessment. It is important to consider the student's day to day functioning in school in conjunction with *Insight* scores when making decisions about their strengths and needs.

For more information about this report, go to www.canadiantestcentre.com/INSIGHT

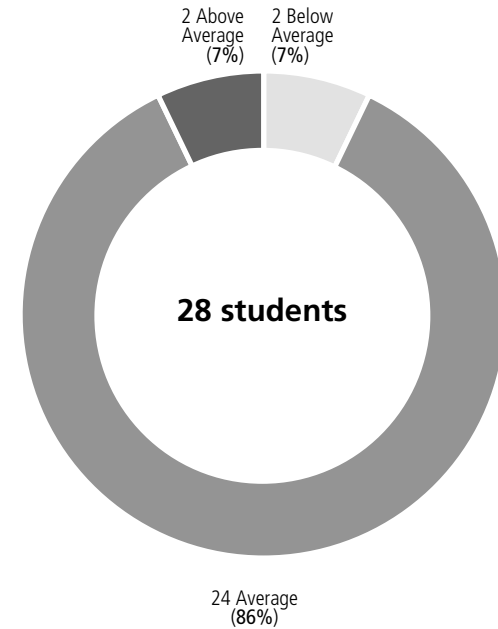
School Insight Thinking Index (ITI)



This graph shows the proportion of students in the school falling in the different ability categories for the ITI.

The ITI is an index of the ability to use inductive, deductive, and quantitative reasoning to solve novel, "on-the-spot" problems; the ability involved in discriminating patterns in sounds and musical structure; the ability to generate, retain, retrieve and transform well-structured visual images; and the ability to store and consolidate new information in long-term memory and to later fluently retrieve the stored information through association.

School Insight Memory/Processing Index (IMPI)



This graph shows the proportion of students in the school falling in the different ability categories for the IMPI.

The IMPI is an index of the ability to apprehend, maintain awareness of, and mentally manipulate elements of information in the immediate situation, as well as the ability to automatically and fluently perform relatively easy or over-learned cognitive tasks, especially when high mental efficiency is required.

simulated data

Test Date: Oct 01, 2013
 Test Level: 2
 Grade: 4
 District: WILLOW DSB

Students with Exceptional IAS or gI

Insight measures seven important cognitive abilities that have been associated with learning in school. It also provides screening to recommend students who may require further assessment. It is important to consider the student's day to day functioning in school in conjunction with *Insight* scores when making decisions about their strengths and needs.

For more information about this report, go to www.canadiantestcentre.com/INSIGHT

Students with IAS for overall ability in the Bottom 2%

VERNIE REYNOSA

Students with IAS for overall ability in the Top 2%

DAPHNE GORIS BRITTNEY JOSEPH BARNEY NICOLETTI MOSE WIESE

Students with gI for general ability in the Bottom 2%

CAROL PARRIS

Students with gI for general ability in the Top 2%

DAPHNE GORIS BRITTNEY JOSEPH BARNEY NICOLETTI MOSE WIESE

simulated data